



- Dorchester
- Moreton
- Wool
- Wareham
- Holton Heath

Places to visit from our stations



purbeckcrp.org.uk

Dorchester

History

A historic market town, Dorchester was settled in prehistoric times and developed with the arrival of the Romans and the Middle Ages.



Places to visit

Dorchester is the perfect base from which to explore the wider county of Dorset. Home to a great number of museums – from the Dorset Museum to the Tutankhamun Museum - it's even possible to step into the world of Thomas Hardy. Leaving Dorchester to the west you will discover Maiden Castle, one of the largest and most complex Iron Age hillforts in Europe, and to the east, the National Trust property Max Gate.

Literary Links

Thomas Hardy's fictional 'Casterbridge' was actually Dorchester. The author is immortalised with a statue beside the Top O' Town roundabout. Find our Literary Walking Guides on our website and join the Hardy Way walk from the station. See the Long Distance Walking Association website ldwa.org.uk for more information.



Moreton

History

Mentioned in the Domesday Book with just 16 households in the area, Moreton village has been home to the Frampton family since the 14th century.



In 1923 T.E. Lawrence joined the Tank Corps at Bovington and purchased the nearby Clouds Hill as his home. During the Second World War a bomb destroyed the windows of St. Nicholas Church. These were replaced with designs by Sir Laurence Whistler over a period of thirty years. The village is approx. 25 minute's walk from the station and picturesque Moreton Ford on the River Frome is 10 minutes further on.



Places to visit

Why not walk the Lawrence of Arabia Walking Trail and visit Clouds Hill? Or see the etched windows at St Nicholas Church then visit the nearby Walled Garden. The Cider Museum and Sculpture by the Lakes are slightly further from the village.

Literary Links

T. E. Lawrence is buried in Moreton in a graveyard opposite the church. Find our Literary Walking Guides on our website. Join the Lawrence of Arabia Walking Trail from the station. See visit-dorset.com

Wool

History

Situated on the River Frome, Wool has seen the dissolution of the monasteries with Bindon Abbey and even played host to Thomas Hardy's fictional heroine Tess of the D'Urbervilles.



Places to visit

A beautiful village, Wool provides an excellent access point for the Jurassic Coast with buses to Lulworth and Durdle Door or the nearby Bovington Tank Museum and Monkey World.

Literary Links

Wool can boast connections to T.E. Lawrence who lived at Clouds Hill when he was stationed at nearby Bovington, and to Thomas Hardy who featured the village as a main location in his novel 'Tess of the D'Urbervilles'.

Join the Lawrence of Arabia Walking Trail from the station. See visit-dorset.com. For the Hardy Way see the Long Distance Walking Association website ldwa.org.uk



Wareham



History

Located between the Rivers Frome and Piddle, Wareham has been established as a settlement since the Iron Age. During the Saxon period the town was a site of key importance for the transportation of trade goods such as local salt and pottery. By the Middle Ages its importance as a trade hub had fallen into decline as Poole Quay took precedence. Today, Wareham is a great place to begin your exploration of Purbeck and the Jurassic Coast.

Places to visit

There's lots to see in Wareham itself, with walks through the town and around the surrounding countryside and heathland. You can even take a boat trip down the River Frome from the Quay. Wareham Museum offers a rich insight into the history of Wareham and the restored Rex Cinema is a must see. Once you've explored the town, take a bus through the Purbeck Hills and on to the Jurassic Coast and its famous coastline. Further on is the nature reserve at RSPB Arne. Did you know Dorset is home to all four of Britain's indigenous reptile species?

Literary Links

Join the Hardy Way from the station. See ldwa.org.uk (Long Distance Walking Association). Discover the effigy of T. E. Lawrence in St. Martin's On The Walls.



Holton Heath

History

The first mention of Holton appears in the Domesday Book of 1086. Look out for the informative information and history board located at the station entrance.

Places to visit

Opposite the station entrance is the vast area of the Royal Navy cordite factory. Mostly decommissioned in 1945 it is still possible to view the ghostly remains of its many buildings (on private MOD land) through substantial boundary fencing.



Sandford Heath National Nature Reserve is a wildlife haven a 5 minute walk away from the station. Listen out for Stonechat - their call sounds like two stones hitting each other. Some remnants of the Royal Navy cordite factory defences can be found within the nature reserve. Farmer Palmer's Farm Park is a 40 minute walk away, or you could pop back on the train and catch the bus from Wareham Station.

Literary links

A fascinating pictorial history of the cordite factory at Holton Heath by M. Bowditch and L. Hayward is available second hand.



Dorchester South



History

One of two stations in Dorchester, Dorchester South was opened in 1847 as part of the Southampton to Dorchester Railway. It was designed to look imposing with its impressive 'Classical' style columns, which were replaced along with a new building in 1987.



© Mick Hudson, Courtesy South Western Circle

Transport connections

Regular buses and trains call at the station. Dorchester West is a sister station looked after by South Wessex CRP on the Weymouth-Westbury Line.

Cycle/walking routes from the station

See our website.



We need your help

Volunteer information

Dorchester South Station is open for adoption – to find out more take a look at our website or email us at volunteer@purbeckcrp.org.uk.

Moreton



History

Opened in 1847, Moreton Station serves the local communities of Moreton, and nearby Crossways. The original station buildings have all been demolished.



© D. Thompson, Courtesy South Western Circle

Transport connections

The station is served by hourly South Western Railway trains and local taxi information is on display.

Cycle/walking routes from the station

See our website.



We need your help

Volunteer information

Moreton Station is looking for adoption – do you think you would like to help care for the station? If so, please contact us via volunteer@purbeckcrp.org.uk.

Wool



History

Wool Station was opened in 1847, as part of the Southampton to Dorchester Railway. The original building was demolished in 1969 and the new, prefabricated building, was erected shortly afterwards. The original Goods Shed remains.



© Lens of Sutton Association

Transport connections

Hourly trains serve Wool and buses and local taxis from the forecourt can take you on to Lulworth and Durdle Door. Beryl Bikes are also available for hire at the station.

Cycle/walking routes from the station

See our website.

Volunteer information

Wool Station is looked after by the Friends of Wool Station. Formed in May 2010, the Friends work hard to integrate the station with the community around it; producing leaflets on businesses in the area as well as facilitating volunteer efforts during busy events such as the Lulworth Castle festival and Camp Bestival. Keep an eye out for the **Village Leaflet** produced by the Friends of Wool Station and available on the front of the station building.

Wareham



History

The original Wareham Station opened in 1847, but when the Swanage branch opened in 1885, a handsome new station was built in the ornate 'Dutch Gables' design to replace it. That building remains in use today.



© Mick Hudson, Courtesy South Western Circle

Transport connections

South Western Railway trains operate frequently from Wareham Station whilst regular buses can take you on to Swanage and the surrounding countryside. Cyclists and walkers will find lots to enjoy in Wareham.

Cycle/walking routes from the station

See our website.

Volunteer information

The Friends of Wareham Railway Station adopted the station in 2012. Passionate about the Grade II listed 1886 station and working to look after the site they can be regularly found maintaining the beautiful flower planters. Don't miss the information sign in the station car park that the volunteers produced.



Holton Heath



History

Holton Heath Station, located between remote heathland and farmland, opened in 1916 to serve the adjacent cordite factory built for the Royal Navy that was used extensively during the First World War.



© Lens of Sutton Association

Transport connections

Hourly South Western Railway trains call at the station and it is possible to cycle or walk on towards Wareham and Poole.

Cycle/walking routes from the station

See our website.



We need your help

Volunteer information

Holton Heath Station is looking for adoption – if you would be interested in finding out more information please let us know at volunteer@purbeckcrp.org.uk.

Travel Information

National Rail Enquiries Trains
03457 48 49 50 nationalrail.co.uk

South Western Railway
0345 6000 650 southwesternrailway.com

Swanage Railway Purbeck Community Rail Partnership also covers the **Swanage Railway** stations. See our website for details.

Jurassic Coaster Buses
Jurassic Coaster x52 Weymouth-Poole
x54 Weymouth-Poole
Operated by firstbus firstbus.co.uk/wessex

Breezer
Purbeck Breezer 30 Dorchester - Swanage
31 Wool-Durdle Door-Lulworth
40 Swanage-Wareham-Poole
Operated by morebus purbeckbreezer.co.uk

Cycling/Walking

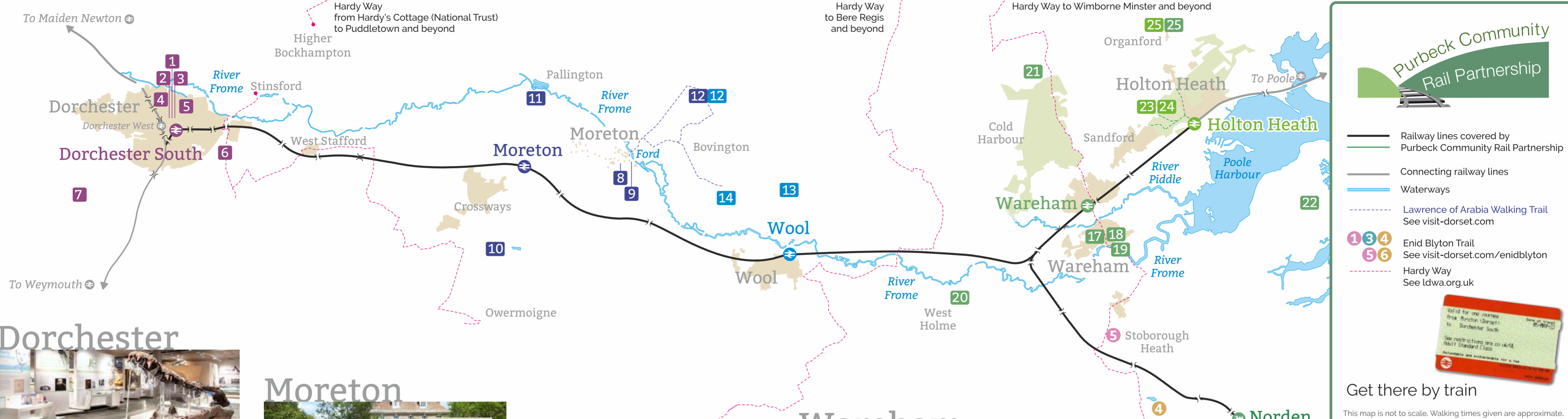
A variety of cycling/walking guides are available on our website. Why not have a look? If your favourite is missing let us know – we would love to include it.

Purbeck Community Rail Partnership
 info@purbeckcrp.org

purbeckcrp.org.uk

@purbeckcrp #purbeckcrp @purbeckcrp

© The Image Team 2022



Purbeck Community Rail Partnership

- Railway lines covered by Purbeck Community Rail Partnership
- Connecting railway lines
- Waterways
- Lawrence of Arabia Walking Trail See visit-dorset.com
- Enid Blyton Trail See visit-dorset.com/enidblyton
- Hardy Way See ldwa.org.uk

Get there by train

This map is not to scale. Walking times given are approximate.

Dorchester



1 Dorset Museum High West Street
dorsetmuseum.org 01305 262 735
A 10 minute walk from Dorchester South Station

2 Tutankhamun Exhibition 25 High West Street
tutankhamun-exhibition.co.uk 01305 269 571
An 11 minute walk from Dorchester South Station

3 Dinosaur Museum Icen Way
thedinosaurmuseum.com 01305 269 880
An 11 minute walk from Dorchester South Station



4 The Keep Military Museum 25 Bridport Road
keepmilitarymuseum.org 01305 264 066
An 11 minute walk from Dorchester South Station

5 Terracotta Warriors Museum 10 Salisbury Street
terracottawarriors.co.uk 01305 266 040
A 13 minute walk from Dorchester South Station



6 Max Gate Alington Avenue
nationaltrust.org.uk/max-gate 0344 249 1895*
*(Tues-Sun pre-booked guided tours only).
A 22 minute walk from Dorchester South Station



7 Maiden Castle Maiden Castle Road
english-heritage.org.uk
A 35 minute walk from Dorchester South Station

Moreton



8 The Walled Garden and Dovecote Café
walledgardenmoreton.co.uk 01929 46 22 43
A 35 minute walk from Moreton Station



9 St Nicholas Church Moreton
stnicholasmoreton.org.uk 0843 886 8668
A 35 minute walk from Moreton Station

10 Mill House Cider Museum
The Mill House, 33 Moreton Road, Owermoigne
millhousecider.com 01305 85 22 20
A 35 minute walk from Moreton Station



11 Sculpture By The Lakes Pallington Lakes
sculpturebythelakes.co.uk
A 50 minute walk from Moreton Station



12 Clouds Hill King George V Road, Bovington
nationaltrust.org.uk/clouds-hill 0344 249 1895*
*(Wed-Sun pre-booked guided tours only).
Approx. 65 minute walk from Moreton Station

12 Approx. 70 minute walk from Wool Station

Wool



13 Monkey World - Ape Rescue Centre
Tout Hill, Longthorns, Wareham
monkeyworld.org 01929 46 25 37
A 28 min. walk from Wool Stn or a short bus ride on X52



14 Bovington Tank Museum
Linsay Road, Bovington tankmuseum.org
A 40 min. walk from Wool Stn or a short bus ride on X52



Jurassic Coast jurassiccoast.org and visit-dorset.com
15 Lulworth Cove A 1hr 45 min walk from Wool Station
or an 11 min bus ride on route X54 (Mon-Fri only) then
a 6 min walk, or 18 min bus ride on Purbeck Breezer
Route 30, or 18 mins on Purbeck Breezer 31 (summer only)

16 Durdle Door A 1hr 45 min walk from Wool Station
or an 18 min bus ride on route X54 (Mon-Fri only) then
a 16 min walk, or 23 min bus ride on Purbeck Breezer
Route 30, or 13 mins on Purbeck Breezer 31 (summer only)

Wareham

17 Wareham Town Museum Town Hall, East Street
dorsetmuseums.co.uk/wareham-town-museum
01929 55 34 48
A 13 minute walk from Wareham Station

18 Rex Cinema 14 West Street
therex.co.uk
A 13 minute walk from Wareham Station



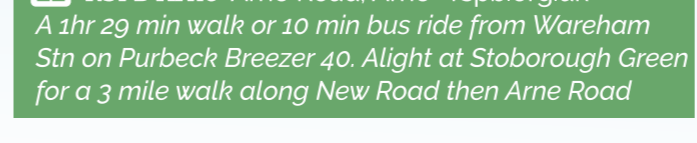
19 River Frome Boat Trips The Quay, Wareham
warehamboathire.co.uk 01929 55 06 88
or warehamquayrivercruises.co.uk 07838 267802
A 15 minute walk from Wareham Station



20 Holme for Gardens West Holme Wareham
holmeforgardens.co.uk 01929 55 47 16
A 1 hr walk from Wareham Station, or 8 minute bus
ride from Wareham on X54 Jurassic Coaster then
16 minute walk from Sunnydown bus stop



21 Wareham Forest, Coldharbour, Wareham
forestryengland.uk/wareham-forest/woodlark-trail-
wareham-forest. A 1hr 12 minute walk from the station



22 RSPB Arne Arne Road, Arne rspb.org.uk
A 1hr 29 min walk or 10 min bus ride from Wareham
Stn on Purbeck Breezer 40. Alight at Stoborough Green
for a 3 mile walk along New Road then Arne Road

Holton Heath



23 Sandford Heath National Nature Reserve
dorsetcouncil.gov.uk/countryside,coast and parks/
countryside sites and nature reserves/Purbeck.
A 5 minute walk from Holton Heath Station

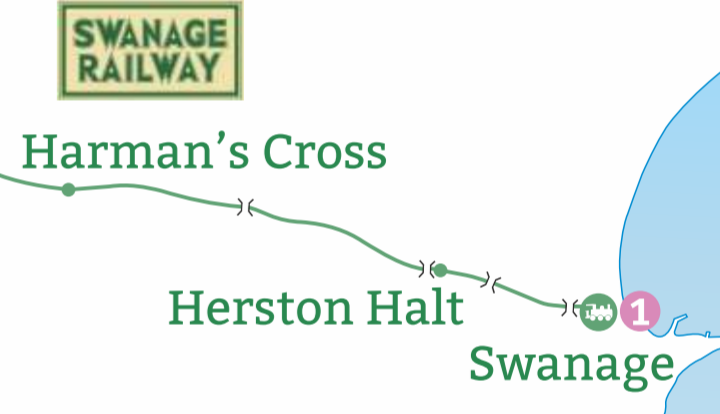


24 Royal Navy cordite factory rncf.co.uk
Some of the remains of the factory and its defences
are situated within Sandford Heath Nature Reserve
A 5 minute walk from Holton Heath Station



25 Farmer Palmer's Farm Park Wareham Road,
Organford. famerpalmers.co.uk
A 40 minute walk along Station Road and then
Wareham Road

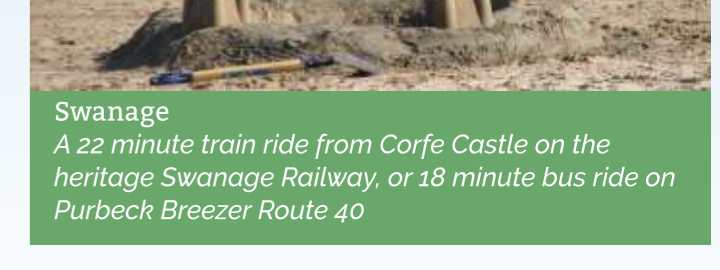
25 A 10 minute bus ride from Wareham Station on
Purbeck Breezer Route 40 then 3 minute walk from
the bus stop



Purbeck Hills visit-dorset.com



Corfe Castle
A 20 minute bus ride from Wareham Station on
Purbeck Breezer Route 40



Swanage
A 22 minute train ride from Corfe Castle on the
heritage Swanage Railway, or 18 minute bus ride on
Purbeck Breezer Route 40